



Triflex BBS

- 02 Triflex BBS
- 03 System Build Up and Finish Options
- 04 System Benefits
- 06 System Data Sheet
- 10 Model Specification
- 13 Sketch Details

Triflex BBS

Fast curing, liquid applied, fully reinforced, buried waterproofing system for walkways, balconies and terraces

The Triflex BBS cold liquid applied, fully reinforced waterproofing and surfacing system was developed to allow more choice in the design of balconies, walkways and terraces. The majority of Triflex systems are designed to be the final aesthetic finish, however the Triflex BBS allows alternative coverings to be used including:

- Tiles
- Paving
- Insulation with paving
- Cementitious / structural overlay
- Decking

The system is based on the advanced Triflex ProTerra® ETA certified waterproofing membrane and is particularly suited to buried applications due to its high levels of impact resistance and resistance to standing water.

Note - Should balcony or terrace areas need to incorporate green roof areas, all Triflex roofing systems are certified under the German FLL guidelines which have been the only source of reliable information for designers of green roofs for the last 15 years. For further information please refer to our [intelligent ROOF-PROTECTION](#) ▶ manual for the waterproofing, surfacing and protection of roofs.



System information:

System Build Up and Finish Options	System Benefits	System Data Sheet	Model Specification	Sketch Details
Details of the build up of all variants of the system and the available finish options	Details of - system, environmental and quality benefits	Details of - system properties, build up, substrate compatibility, and application	Triflex BBS	Standard details dealing with the majority of walkway, balcony and terrace details
Page 3	Pages 4-5	Pages 6-9	Pages 10-12	Pages 13-14

For further information on how Triflex BBS can be used to solve your walkway, balcony and terrace waterproofing and surfacing problems, please contact the Triflex Technical Team on 01785 819119.




Triflex BBS System Build Up and Finish Options

Fast curing, liquid applied, fully reinforced, buried waterproofing system for walkways, balconies and terraces

System Build Up and Finish Options

Build Up



Finish Options



Tiles



Paving



Insulation with paving



Cementitious / structural overlay



Decking

Triflex BBS

System Benefits

Fast curing, liquid applied, fully reinforced, buried waterproofing system for walkways, balconies and terraces

- UNIQUE FULLY REINFORCED APPLICATION**
- ∴ Meaning that all details and potential areas of weakness can be safely incorporated within the same homogenous waterproofing and surfacing membrane
 - ∴ Through incorporation of the Triflex reinforcement with our unique resin technology, the Triflex ProTerra® membrane within the Triflex BBS system is ETA certified and provides long term waterproofing security for the structure through its exceptional long term resistance to regular and unforeseen movement and flexural fatigue
 - ∴ Because the system is applied as a liquid it can be shaped to suit any form, allowing even the most complex of areas to be treated in the minimum time
 - ∴ The thixotropic liquid applied Triflex ProDetail® for the interface details allows vertical surfaces to be safely incorporated into the project
 - ∴ The Triflex ProTerra® reinforced membrane is designed to deal with the interfaces between a wide range of substrates with different coefficients of expansion without risk
 - ∴ As a fabric, the Triflex reinforcement provides a valuable visible thickness control during the application of the materials
 - ∴ Even ancillary materials for highly complex details incorporate our unique reinforced technology

- SEAMLESS - WITH NO JOINTS SEAMS OR FIXINGS**
- ∴ The seamless Triflex BBS avoids potential areas of weakness - one weak joint, seam or fixing can compromise the integrity of the whole area
 - ∴ The system allows the area to be completed section by section with seamless continuity
 - ∴ Structural details can be accommodated without the requirement for mechanical fixings and terminations which can be prone to failure

- TAILORED DESIGN AND BUILD UP OPTIONS**
- ∴ The system allows the maximum choice of design, by allowing various surfacing techniques including tiles, paving, insulation, concrete and decking

- ELASTOMERIC AND DYNAMIC CRACK BRIDGING**
- ∴ The Triflex BBS fully reinforced waterproofing and surfacing system is tested and proven resistant to both existing and unforeseen cracking

- TOTALLY COLD APPLIED WITH EXCEPTIONALLY RAPID CURE TIMES**
- ∴ All elements of the system are cold applied, avoiding the risks and insurance costs associated with hot works
 - ∴ Avoidance of hot works is becoming increasingly important as many clients and building insurers are specifying "100% cold" works for their properties
 - ∴ Adjacent flammable materials and / or structures require no further special protection during the installation of the system
 - ∴ Time on site for the contractor is minimised
 - ∴ Works on site can commence immediately with no waiting time for the heating of materials
 - ∴ The risk of injury to operatives from the use of hot materials is eliminated
 - ∴ With its exceptionally rapid cure times, areas are rapidly waterproofed and time on site is reduced
 - ∴ Access restrictions are minimised as the system achieves full mechanical properties exceptionally quickly and all layers of the system can be trafficked relatively shortly after installation
 - ∴ With exceptionally short 'rain proof' times, weather windows can be maximised to ensure the highest levels of productivity
 - ∴ The contractor can leave site, confident that areas completed are totally secure

- LOW TEMPERATURE CURING**
- ∴ Works can be carried out all year round and in the majority of climatic conditions, allowing the project to be completed when required, not when dictated by the temperature

- HYDROLYSIS RESISTANT**
- ∴ The Triflex ProTerra® membrane has excellent resistance to hydrolysis (ponding water), common and unavoidable in many buried applications

- CERTIFICATION**
- ∴ The Triflex ProTerra® waterproofing membrane within the Triflex BBS system has been extensively tested to some of the most stringent test methods including ETAG 005 - refer to 'Properties' in the System Data Sheet

- OVERLAY VS STRIP AND REPLACE**
- ∴ The Triflex BBS can be used for both refurbishment and new build projects
 - ∴ The unique properties of the Triflex BBS allow virtually all common walkway, balcony and terrace substrates to be overlaid, including asphalt
 - ∴ The ability to overlay the existing construction decreases disruption to the occupier
 - ∴ Without the need to strip the existing coverings, Health and Safety is improved, time on site is minimised, the requirement for temporary waterproofing avoided, and overall costs reduced

Triflex BBS

System Benefits

Fast curing, liquid applied, fully reinforced, buried waterproofing system for walkways, balconies and terraces

- TOUGH AND DURABLE**
 - ∴ The Triflex BBS system is resistant to both static and dynamic loads
 - ∴ Through the use of the optional heavy duty wearing course, the system can be directly overlaid with tiles or structural elements

- FULLY BONDED WITH EXCELLENT INTER LAYER ADHESION**
 - ∴ Being fully bonded, underflow of water directly beneath the membrane is prevented
 - ∴ The inter layer adhesion of the system is generally greater than the cohesive strength of the substrate, virtually eliminating the risk of debonding or delamination

- CHEMICAL RESISTANT**
 - ∴ The Triflex BBS system offers high levels of chemical resistance

- UV RESISTANT**
 - ∴ Where exposed, the Triflex BBS is both UV resistant and through the use of UV stable inorganic pigments, retains its' colour over time

- SUITABLE FOR CEMENTITIOUS OVERLAY**
 - ∴ With its high levels of durability and alkalinity resistance the Triflex BBS system is particularly suited to cementitious overlay, even allowing walls and other constructional elements to be built up directly on top of the membrane

- SIMPLE MAINTENANCE**
 - ∴ Triflex walkway, balcony and terrace systems are designed to be low maintenance, minimising in service costs
 - ∴ Should additions need to be made, these can be incorporated quickly and easily

Environmental benefits

- COMMITMENT TO THE ENVIRONMENT**
 - ∴ The Triflex Environmental Policy is certified under DIN ISO 14001
 - ∴ The Triflex BBS system is solvent, isocyanate and halogen free, minimising its environmental impact

Quality benefits

- QUALITY ASSURED MANUFACTURING**
 - ∴ As all materials are manufactured to ISO9001 quality assurance standards you can be assured of consistently high quality

- QUALITY DESIGN, SPECIFICATION ASSISTANCE AND SUPPORT**
 - ∴ The Triflex Technical Team can assist in all areas of the design and specification process and provide ongoing support through to delivery of the project

- QUALITY INSTALLATION**
 - ∴ Triflex walkway, balcony and terrace systems are only installed by our contracting partners who have been specially selected for their ability to provide the highest level of service to the client

Triflex BBS

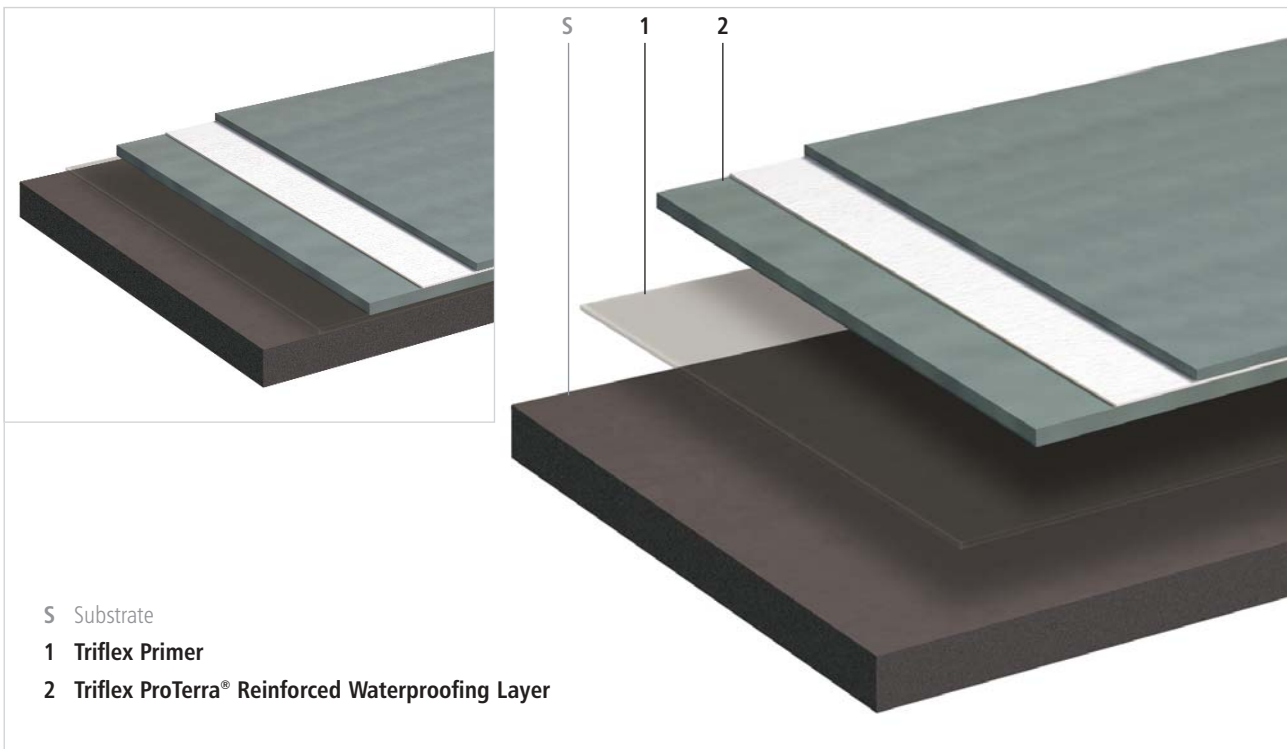
System Data Sheet

Fast curing, liquid applied, fully reinforced, buried waterproofing system for walkways, balconies and terraces

Properties

- Totally waterproof, thick layer system (>2mm Dry Film Thickness)
- Fully reinforced liquid applied materials
- Seamless - with no joints, seams or fixings
- Elastomeric and dynamic crack bridging
- ETA certified waterproofing membrane - no. 04/0019 (25 year durability statement)
- Totally cold applied
- Exceptionally fast curing
- Can be applied at low temperatures (-5° c)
- Bridges unforeseen cracks
- Resistant to flexural fatigue
- Hydrolysis resistant - resistant to standing water
- Based on highly advanced PMMA technology
- Tough, highly impact resistant
- Durable - resistant to static and dynamic loads
- Suitable for use in all European climatic zones
- Quick and easy to apply
- Compatible with a wide range of substrates
- Suitable for all common walkway, balcony and terrace constructions
- Fire resistant:
 - German Standard
Test method 1/prENV 1187; Classification B roof (t1) prEN 13501-5
 - Nordic Standard Nordtest NT Fire
Test method 2/prENV 1187; Classification B roof (t2) prEN 13501-5
- French AFNOR Standard
Test method 3/prENV 1187; Classification B roof (t3) prEN 13501-5
- Fully bonded with excellent inter layer adhesion
- Chemical resistant
- Resistant to Chloride and Carbon Dioxide ingress
- Vapour permeable
- UV resistant
- Solvent free
- Isocyanate free
- Halogen free
- Tailored design options
- 10 year materials warranty as standard
- Optional extended warranties available

System Build Up



System Details

Triflex Primer - Primer for sealing of substrate and to improve adhesion.

Triflex ProTerra® Reinforced Waterproofing Layer - Waterproofing layer fully reinforced with a tough polyester fabric.

Applications

The system is suitable for the waterproofing of walkways, balconies and terraces over occupied premises in buried / inverted applications.

Triflex BBS

System Data Sheet

Substrate preparation and priming

Substrate	Preparation Notes	Priming	
		Triflex BBS main area	Triflex ProDetail® for details
Asphalt	1	Triflex Cryl Primer 222	Triflex Cryl Primer 222
Hot Rolled Asphalt (HRA)	1 / 8	Triflex Cryl Primer 222	Triflex Cryl Primer 222
Stone Mastic Asphalt (SMA)	1 / 8	Triflex Cryl Primer 222	Triflex Cryl Primer 222
Felt	2	N/A details only	No primer required
SBS Felt	2	N/A details only	No primer required
APP Felt	3	N/A details only	No primer required
Concrete / Screed	1 / 6	Triflex Cryl Primer 276	Triflex Cryl Primer 276
Lightweight concrete	1 / 6	Triflex Cryl Primer 276	Triflex Cryl Primer 276
Polymer modified concrete repair materials	1 / 6	Triflex Cryl Primer 276	Triflex Cryl Primer 276
Steel	4	No primer required	No primer required
Galvanised steel	4	No primer required	No primer required
Stainless steel	4	N/A details only	No primer required
Aluminium	4	N/A details only	No primer required
Copper	4	N/A details only	No primer required
Zinc	4	N/A details only	No primer required
Lead	4	N/A details only	No primer required
Glass	4	N/A details only	No primer required
Timber	2	N/A details only	Triflex Cryl Primer 276
Plastics (sheets, coatings, mouldings)			
CPE	4	N/A details only	No primer required
EVA	2	N/A details only	No primer required
PIB	2	N/A details only	No primer required
PVC-P, nB	4	N/A details only	No primer required
UPVC	4	N/A details only	No primer required
GRP	4	N/A details only	No primer required
PU (polyurethane)	5 / 7	No primer required	No primer required
PMMA (acrylic)	5 / 7	No primer required	No primer required
UP (polyester)	5 / 7	No primer required	No primer required
EP (epoxy)	5 / 7	No primer required	No primer required

For other substrates, consult Triflex (UK) Limited for required preparation methods and priming.

Notes:

- 1 = Scarify, grind or lightly bead blast
- 2 = Clean thoroughly
- 3 = Liquefy surface by application of heat and immediately top with quartz
- 4 = Rub down thoroughly with Triflex Cleaners, and abrade / grind metals and hard plastics to achieve a roughened surface
(steel must be ground or blasted to bright metal – where all rust cannot be practically removed an approved active anti-corrosion primer may be used)
- 5 = Lightly abrade and carry out an adhesion test
- 6 = The equilibrium moisture content of cementitious materials must not exceed 6% or 75% RH. Where moisture levels are in excess of these values refer to Triflex Pox R103
- 7 = Subject to testing of insitu material and approval by Triflex (UK) Limited
- 8 = For HRA and SMA, increase primer consumption by 50% and use maximum practical catalyst (minimum 6%)

Where there are any doubts as to adhesion, carry out an adhesion test.

Triflex BBS

System Data Sheet

Fast curing, liquid applied, fully reinforced, buried waterproofing system for walkways, balconies and terraces

Substrate Assessment

In all cases the condition and stability of the underlying substrate should be assessed prior to the commencement of work. See Substrate Testing section. Concrete structures should be designed in accordance with BS8110/CP110.

Substrate Preparation

Refer to substrate preparation and priming schedule.

Generally:

Remove existing paint and finishes etc. by grinding.

Ensure that the prepared surface is clean, dry and free from dust, laitence, grease, oil and any other contaminants.

Priming

Refer to substrate preparation and priming schedule.

Triflex Cryl Primer 222:

Apply with a lambswool roller (0.4kg/m² min.)

Rainproof after approx. 30 minutes.

Can be walked upon/next coat applied after approx. 45 minutes.

Triflex Cryl Primer 276:

Apply with a lambswool roller (0.4kg/m² min.)

Rainproof after approx. 30 minutes.

Can be walked upon/next coat applied after approx. 45 minutes.

Note: For new cementitious materials where it is not practical to allow the substrate to hydrate to below 6% equilibrium moisture content and 75% RH, or for existing cementitious substrates with higher levels of moisture, Triflex Pox R103 can be used where the equilibrium moisture content is less than 10%.

Triflex Pox R103:

Apply with a lambswool roller (0.5kg/m² min.)

Can be walked on after approx. 8 hours.

Next coat applied after approx. 18 hours.

Able to withstand stress after approx. 24 hours.

Surface Repairs and Filling

Cut out blisters and repair all minor indentations with scratch coat of Triflex Cryl RS 233 or Triflex Cryl Paste. Allow to dry for a minimum of 1 hour.

Fill all voids in vertical surfaces and at upstand transitions with Triflex Cryl Paste and allow to dry for a minimum of 1 hour.

Larger indentations can be filled with Triflex Cryl RS 240 (cementitious substrates), Triflex Cryl Mortar or Triflex Cryl Paste Mortar (non-cementitious substrates).

Interface Details

Apply in accordance with standard and project specific sketch details.

General Details:

Apply Triflex ProDetail® (2.0 kg/m² min.) with a lambswool roller.

Roll a strip of Triflex 110g Reinforcement into the wet resin, pressing trapped air free using the lambswool roller, ensuring a minimum 50mm overlap between the reinforcement sheets.

Apply Triflex ProDetail® (1.0 kg/m² min.) wet on wet to ensure full saturation of the fleece.

Rainproof after approx. 30 minutes.

Can be walked on/next coat applied after approx. 45 minutes.

Complex Details:

Where due to access restrictions, or complexity of the detail, ProDetail® is not practical:

Apply Triflex Cryl R 295 fibre reinforced resin (1.5 kg/m² min.) with a brush and allow to cure for a minimum of 45 minutes.

Apply a further layer of Triflex Cryl R 295 fibre reinforced resin (1.5 kg/m² min.) by brush.

Rainproof after approx. 30 minutes.

Can be walked upon/next coat applied after approx. 45 minutes.

Note: Where details may be subject to mechanical damage, consult Triflex (UK) Limited for mechanical protection solutions.

Main Area

Apply an even layer of Triflex ProTerra® (2.0 kg/m² min.) with a lambswool roller.

Roll Triflex 110g Reinforcement into the wet resin, pressing trapped air free using the lambswool roller, ensuring a minimum 50mm overlap between the reinforcement sheets.

Apply Triflex ProTerra® (1.0 kg/m² min.) wet on wet to ensure full saturation of the fleece.

Rainproof after approx. 30 minutes.

Can be walked upon/next coat applied after approx. 45 minutes.

Able to withstand stress after approx. 2 hours.

Optional Heavy Duty Wearing Course

Apply Triflex ProTerra® (1.5kg/m² min.) with a lambswool roller.

Embed into the liquid layer a full cover of crystal quartz (0.7-1.2mm) or basalt (1.0-1.6mm) (7.0kg/m²) approx. Allow to dry for a minimum of 1 hour, sweep away excess aggregate and vacuum clean.

Rainproof after approx. 30 minutes.

Can be walked upon after approx. 45 minutes.

Able to withstand stress after approx. 2 hours.

Triflex BBS

System Data Sheet

Fast curing, liquid applied, fully reinforced, buried waterproofing system for walkways, balconies and terraces

Optional Finish

Interface Details

Apply Triflex Cryl Finish 205 (0.5kg/m²min) using a lambswool roller.

Rainproof after approx. 30 minutes.

Can be walked upon after approx. 1 hour.

Note: For interface details in excess of 250mm high, use Triflex Cryl Finish 205 Thixo.

Main Area

Apply Triflex Cryl Finish 205 (0.65kg/m² min.), (0.80kg/m² min.) if over basalt) using a lambswool roller and remove excess material / level with a dry lambswool roller.

Rainproof after approx. 30 minutes.

Can be walked upon after approx. 1 hour.

Can be subjected to loads after approx. 3 hours.

Expansion Joints

Consult Triflex (UK) Limited for confirmation of design details required.

Interruptions During Works

If work is interrupted for more than 12 hours, use Triflex Cleaner to clean and reactivate the transition area.

Evaporation time: at least 20 minutes - overlay within 60 minutes.

For reinforced details, the subsequent waterproofing layers must overlap by at least 100 mm, including the Reinforcement.

System Components

Please refer to the appropriate Product Data Sheet for details about areas of application/application conditions/mixing instructions (available on request):

Triflex Cryl Primer 222

Triflex Cryl Primer 276

Triflex Pox R103

Triflex Cryl Paste

Triflex Cryl RS 233

Triflex Cryl RS 240

Triflex Cryl Mortar

Triflex Cryl Paste Mortar

Triflex 110g Reinforcement

Triflex ProDetail®

Triflex Cryl R 295

Triflex ProTerra®

Triflex Cryl Finish 205

Quality Standard

All products are manufactured to ISO 9001.

Substrate Testing

Prior to the commencement of work the Contractor must check and only proceed if he has satisfied the following requirements.

Dimensional stability: All factors which may affect the subsequent performance of the system e.g. failed structural elements etc. must be repaired.

Hardness: All concrete substrates, concrete repair materials, screeds and mortars shall be cured and allowed to achieve a minimum hardness of 25N/mm².

Moisture: Prior to overlay with Triflex systems, the equilibrium moisture content of the substrate must not exceed 6% and 75% RH. For cementitious substrates with higher levels of moisture (less than 10% equilibrium) refer to Triflex Pox R103.

Adhesion: Trial areas to be prepared to ensure that the System achieves a minimum bond to the substrate of:

Concrete, concrete repair materials, screeds and mortars: 1.5N/mm²

All other substrates: 0.8N/mm²

Health and Safety

Refer to product Health and Safety data prior to using the materials.

Coverage Rates

The coverage rates given are guidelines based on smooth, level substrates. Allowances must be made if the substrate is uneven, rough or porous.

Drying Times

The drying times stated are at +20 °C and are dependent upon weather conditions.

Important Notes

It is the Contractors' responsibility to ensure that the substrate is suitable and that the system is applied in all areas in accordance with Technical Data Sheets, Application Guidelines and ETA certificate in force at the time.

The advice we can provide on the application of our products is based on extensive development work as well as many years of experience and is given to the best of our knowledge. However, the wide variety of requirements for a building under the most diverse conditions mean that it is necessary for the Contractor to test the product for suitability in any given case. We reserve the right to make alterations in keeping with technical developments or improvements.

Triflex BBS

Model specification

Fast curing, liquid applied, fully reinforced, buried waterproofing system for walkways, balconies and terraces

J31 Liquid Applied Waterproof Roof Coatings

To be read with Preliminaries / General Conditions.

Liquid Applied Waterproof Roof Coating Reference

Triflex BBS

Manufacturer:
Triflex (UK) Limited
Whitebridge Way
Stone
Staffordshire
ST15 8GH
Tel: +44 (0) 1785 819119
Fax: +44 (0) 1785 819960
E-mail: info@triflex.co.uk
Web: www.triflex.co.uk

Generally

Apply Triflex BBS system fully in accordance with Manufacturer's System Data Sheet (Appendix), standard Sketch Details (Appendix), and project specific Sketch Details (Appendix).

Substrate Assessment

Assess substrate in accordance with Triflex BBS System Data Sheet..

Substrate Preparation

Prepare substrate in accordance with Triflex BBS System Data Sheet.

Priming

Apply Triflex primer in accordance with Triflex BBS System Data Sheet.

Primer reference: Triflex Cryl Primer 222 / Triflex Cryl Primer 276 / Triflex Pox R103.

Surface Repairs and Filling

Repair and fill surface in accordance with Triflex BBS System Data Sheet.

Filling reference: Triflex Cryl RS233 / Triflex Cryl Paste / Triflex Cryl RS240 / Triflex Cryl Mortar / Triflex Cryl Paste Mortar.

Interface Details

Apply interface details in accordance with Triflex BBS System Data Sheet, standard Sketch Details and project specific Sketch Details.

General details reference: Triflex ProDetail® with 110g Reinforcement.

Complex details reference: Triflex Cryl R295.

Main Area

Apply waterproofing to main deck area in accordance with Triflex BBS System Data Sheet.

Waterproofing reference: Triflex ProTerra® with 110g Reinforcement.

Optional Heavy Duty Wearing Course

(delete as applicable)

Where the membrane is to be overlaid with tiles or structural elements e.g. walls which require a key to the membrane.

Apply wearing course to main deck area in accordance with Triflex BBS System Data Sheet.

Wearing course reference: Triflex ProTerra®.

Aggregate reference: crystal quartz / basalt.

Optional Finish

(delete as applicable)

Where the details or deck are visible or partially visible and a coloured finish is required.

Apply finish in accordance with Triflex BBS System Data Sheet.

Finish reference: Triflex Cryl Finish 205.

Finish colour references: INSERT.

Overlay Options:

(delete as applicable)

Tiles

Test waterproofing membrane by water test or electronic leak detection and when proven 100% free from defects, fix tiles to Heavy Duty Wearing Course using proprietary exterior grade, solvent free epoxy or polyurethane adhesive and grout.

Tile adhesive reference: INSERT.

Tile grout reference: INSERT.

Tile reference: INSERT.

Paving with Supports

Test waterproofing membrane by water test or electronic leak detection and when proven 100% free from defects, loose lay proprietary 300g/m² non-woven polyester fleece slip layer on top of cured Triflex waterproofing membrane - side and end laps 100mm minimum. Loose lay minimum 10mm thick rubber crumb protection mat or other similar load bearer to isolate paving supports from Triflex membrane.

Install paving on proprietary supports.

Slip layer reference: INSERT.

Protection mat reference: INSERT.

Paving support reference: INSERT.

Paving reference: INSERT.

Triflex BBS

Model specification

Fast curing, liquid applied, fully reinforced, buried waterproofing system for walkways, balconies and terraces

Insulation with Paving

Test waterproofing membrane by water test or electronic leak detection and when proven 100% free from defects, loose lay proprietary 300g/m² non-woven polyester fleece slip layer on top of cured Triflex waterproofing membrane - side and end laps 100mm minimum.

Install proprietary loose laid extruded polystyrene insulation or other approved rigid insulation sufficient to achieve relevant U values in accordance with manufacturers' instructions and technical information. Loose lay proprietary 300g/m² non-woven polyester fleece filtration layer on top of insulation - side and end laps 250mm minimum to prevent silt ingress.

Install paving on proprietary supports.

Slip layer reference: INSERT.

Insulation reference: INSERT.

Filtration layer reference: INSERT.

Paving support reference: INSERT.

Paving reference: INSERT.

Paving with Bedding Mortar

Test waterproofing membrane by water test or electronic leak detection and when proven 100% free from defects, loose lay two protection layers of proprietary polyethylene based Damp Proof Membrane (DPM) minimum 300mu thickness, side and end laps 150mm minimum with taped joints.

Install minimum 50mm dry, weak sand and cement mix and paving to BS7263:Part 1: 2001.

Protection layers reference: INSERT.

Bedding reference: INSERT.

Paving reference: INSERT

Cementitious / Structural Overlay

Test waterproofing membrane by water test or electronic leak detection and when proven 100% free from defects, loose lay two protection layers of proprietary polyethylene based Damp Proof Membrane (DPM) minimum 300mu thickness, side and end laps 150mm minimum with taped joints.

Note: Where optional Heavy Duty Wearing Course installed there is no requirement for polyethylene protection layers.

Install cementitious / structural overlay.

Protection layers reference: INSERT.

Cementitious / structural overlay reference: INSERT

Decking

Test waterproofing membrane by water test or electronic leak detection and when proven 100% free from defects, loose lay proprietary 300g/m² non-woven polyester fleece slip layer on top of cured Triflex waterproofing membrane - side and end laps 100mm minimum. Loose lay minimum 10mm thick rubber crumb protection mat or other similar load bearer to isolate decking from Triflex membrane.

Install decking to be free standing with no penetrations into the membrane.

Slip layer reference: INSERT.

Protection mat reference: INSERT

Decking reference: INSERT.

Required System Properties

- Totally waterproof, thick layer system (>2mm Dry Film Thickness)
- Fully reinforced liquid applied materials
- Seamless - with no joints, seams or fixings
- Elastomeric and dynamic crack bridging
- ETA certified waterproofing membrane - no. 04/0019 (25 year durability statement)
- Totally cold applied
- Exceptionally fast curing
- Can be applied at low temperatures (-5 °C)
- Bridges unforeseen cracks
- Resistant to flexural fatigue
- Hydrolysis resistant - resistant to standing water
- Based on highly advanced PMMA technology
- Tough, highly impact resistant
- Durable - resistant to static and dynamic loads
- Suitable for use in all European climatic zones
- Quick and easy to apply
- Compatible with a wide range of substrates
- Suitable for all common walkway, balcony and terrace constructions
- Fire resistant:
 - German Standard
Test method 1/prENV 1187; Classification B roof (t1) prEN 13501-5
 - Nordic Standard Nordtest NT Fire
Test method 2/prENV 1187; Classification B roof (t2) prEN 13501-5
 - French AFNOR Standard
Test method 3/prENV 1187; Classification B roof (t3) prEN 13501-5
- Fully bonded with excellent inter layer adhesion
- Chemical resistant
- Resistant to Chloride and Carbon Dioxide ingress
- Vapour permeable
- UV resistant
- Solvent free
- Isocyanate free
- Halogen free
- Tailored design options
- 10 year materials warranty as standard
- Optional extended warranties available

Triflex BBS

Model specification

Fast curing, liquid applied, fully reinforced, buried waterproofing system for walkways, balconies and terraces

General Notes

The Triflex BBS System Data Sheet, standard Sketch Details and project specific Sketch Details are to be read as an integral part of this specification.

The Triflex Approved Contracting Partner is to install all details to comply with the Triflex BBS standard Sketch Details, any project specific Sketch Details and Triflex project specific recommendations. Should any detail arise where the treatment is not clear, the Contractor must seek advice and approval from Triflex (UK) Limited prior to commencing the works.

It is the Contractor's responsibility to ensure that the substrate is suitable and that the system is applied in all areas in accordance with System Data Sheets, Application Guidelines and ETA certificate in force at the time.

Notes to Specifiers

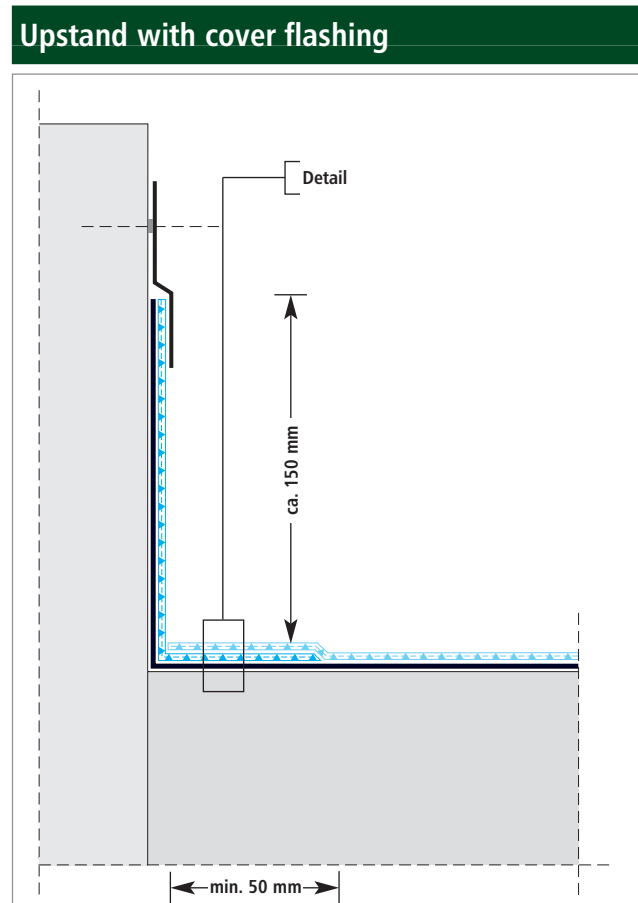
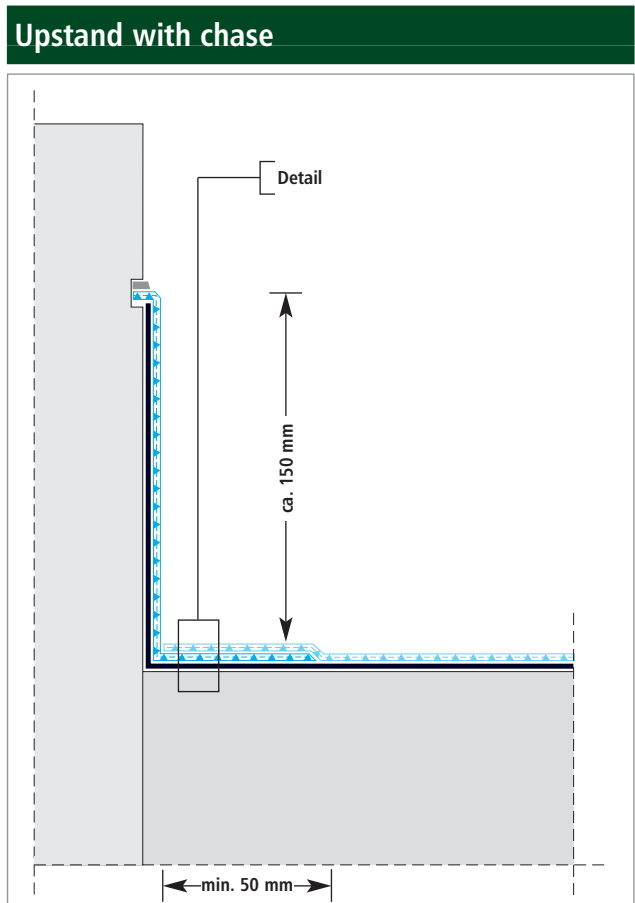
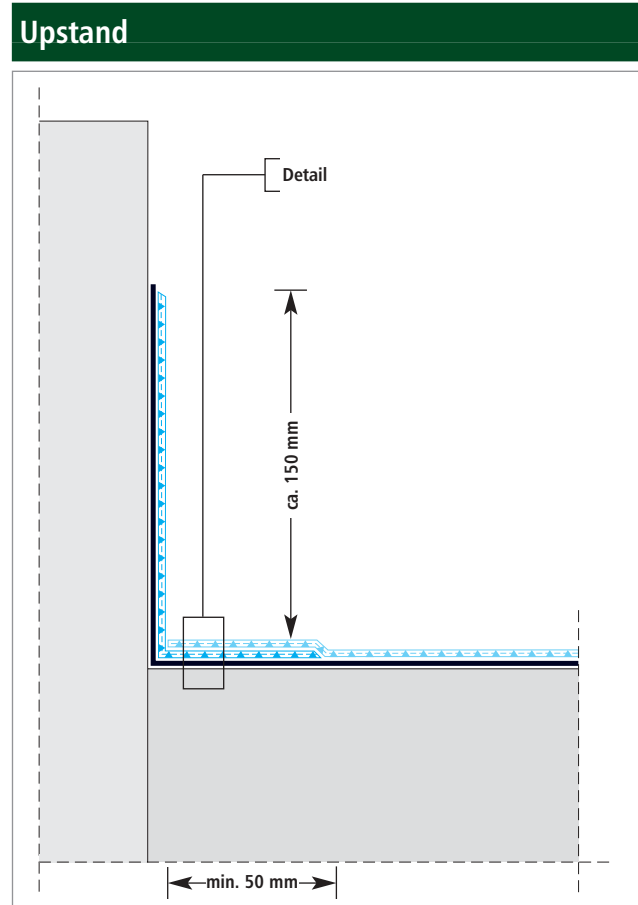
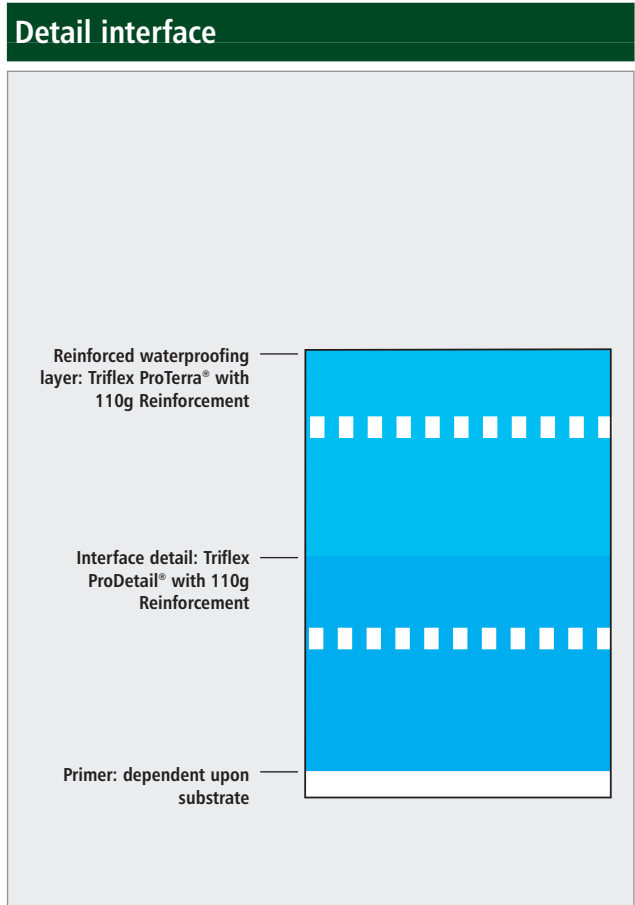
We recommend that for all walkway, balcony and terrace projects, the actual specification clauses for the Triflex waterproofing, surfacing and protection systems are prepared by the Triflex Technical Team.

This information can then be provided in a text format for insertion into Word and other documents.

Triflex BBS

Sketch Details

Fast curing, liquid applied, fully reinforced, buried waterproofing system for walkways, balconies and terraces

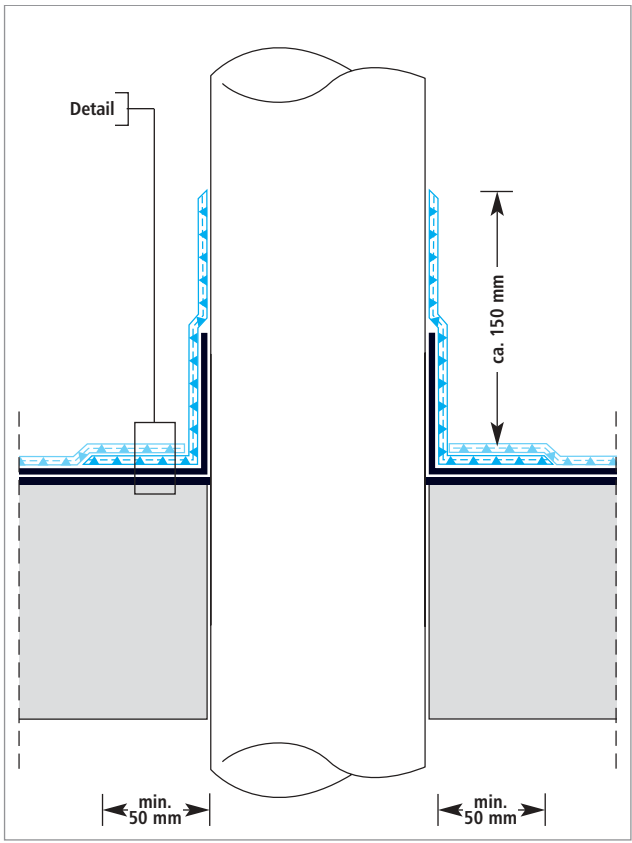


Triflex BBS

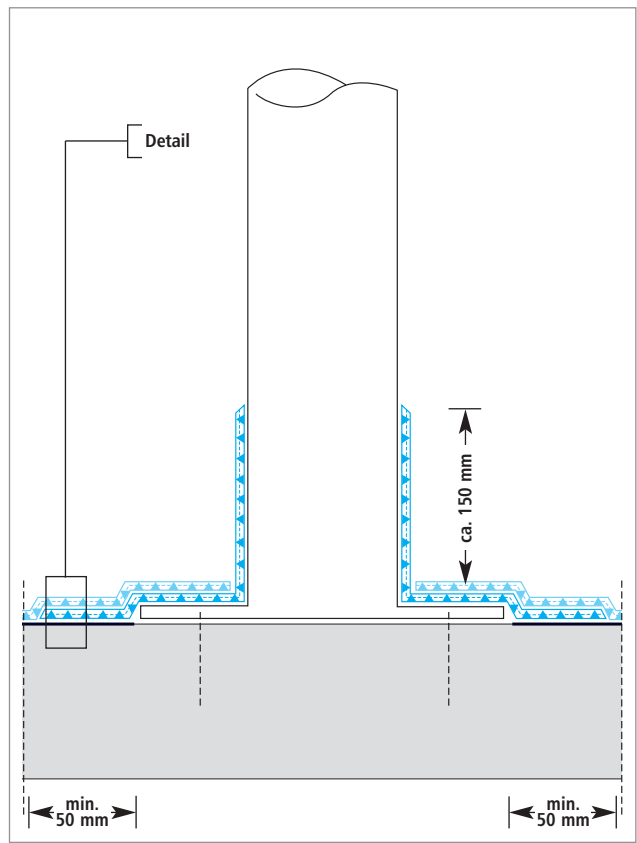
Sketch Details

Fast curing, liquid applied, fully reinforced, buried waterproofing system for walkways, balconies and terraces

Deck penetration



Surface mounted detail



Gully

