



Protective, coating system for internal concrete car park decks

---

## Triflex DCS

- 01 Triflex DCS
- 02 System Benefits
- 03 System Data Sheet
- 06 Model Specification

# Triflex DCS

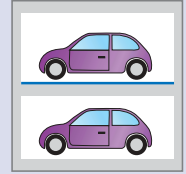
## Protective, coating system for internal concrete car park decks

In certain circumstances, where internal decks are of cast insitu construction, feature smooth concrete and have lower traffic volumes, the priority may be to provide aesthetic enhancement, with a safe anti-skid surface rather than to provide ultimate structural protection.

Where budget constraints preclude the use of the higher durability, thick layer Triflex DFS, the Triflex DCS may be an option.

### Suitable for:

Coating of internal car park decks



## The Triflex solution

The Triflex DCS system uses similar components to the Triflex DFS systems and is designed to provide a more economical, thinner layer solution.


Although the system shares many of the benefits of the Triflex DFS, it is only recommended and suitable for lower volume internal decks with a smooth concrete substrate e.g. power floated or lightly brushed.

The system should only be specified with the approval of the Triflex Technical Team in order that the applicable Triflex warranty can be issued.

## Design and specification

The Triflex Technical Team can assist clients in the choosing of colours and designs through our specialist rendered visualisation service. Digital images of the existing car park can be professionally rendered to provide a realistic visualisation of what can be achieved.

The Triflex Technical Team can also assist in system selection and preparation of model specifications.



# Triflex DCS

# System Benefits

## Protective, coating system for internal concrete car park decks

- AESTHETIC ENHANCEMENT** ❖ Triflex DCS can be used to add colour and design to internal concrete car park decks. The system improves aesthetics, brightens the appearance and can help to improve lux levels.  
 All Triflex resins are UV stable and use UV stable inorganic pigments meaning that colour is retained over time.  
 Our Triflex Finish can be produced in virtually any colour, meaning that aesthetic and design requirements can be fulfilled.
- HIGH LEVELS OF ANTI-SKID** ❖ Ensuring that the surface will provide adequate levels of slip resistance for both pedestrians and cars, making the car park safer, reducing the potential for accidents and providing an accepted defensible standard against claims.  
 The system is particularly suited to power floated concrete decks which can become dangerous when wet.
- COLD APPLIED WITH RAPID CURE TIMES EVEN AT LOW TEMPERATURES** ❖ All elements of the system are cold applied avoiding the risks and insurance costs associated with hot works.  
 The rapid cure times ensure that areas are rapidly coated, overall time on site is minimised, weather windows can be maximised and areas can be opened to traffic sooner. The system can be applied at temperatures as low as 0°c ensuring that it can be installed all year round. Critical areas can be treated at night and opened to traffic the next morning.
- SIMPLE MAINTENANCE** ❖ The Triflex DCS can easily be cleaned and maintained using conventional methods.
- COMMITMENT TO THE ENVIRONMENT** ❖ The Triflex environmental policy is certified under ISO 14001. All Triflex car park waterproofing, surfacing and protection systems are solvent and isocyanate free.
- RE-USABLE CONTAINERS** ❖ To minimise the impact on landfill, all core resins are available in re-usable 1,000kg stainless steel containers.
- QUALITY ASSURED MANUFACTURING** ❖ As all materials are manufactured to ISO9001 you can be assured of consistent quality.
- QUALITY DESIGN AND SPECIFICATION ASSISTANCE** ❖ The Triflex Technical Team can assist in all areas of the design and specification process from preparing initial rendered visualisations to project specific specifications.
- QUALITY INSTALLATION** ❖ Triflex car park coating systems are only installed by our Approved Contracting Partners who have been selected for their ability to provide the highest level of client service.
- WARRANTIED PROTECTION** ❖ The Triflex DCS system is offered with a 10 year materials warranty.



# Triflex DCS

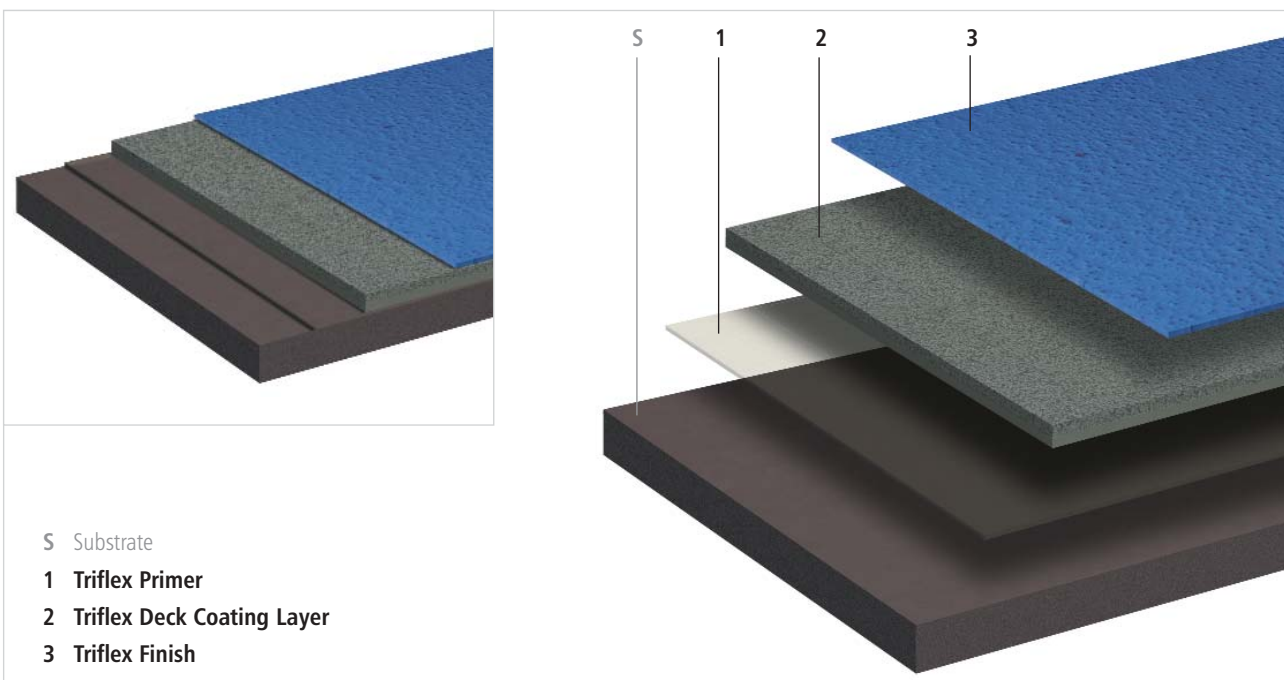
# System Data Sheet

Protective, coating system for internal concrete car park decks

## Properties

- Water resistant
- Abrasion resistant
- Vapour permeable
- Anti-skid - SRT 70-81
- Exceptionally fast curing
- Low temperature curing-0° c
- Available with the following finish options:
- Cold applied
- UV resistant
- 0.7-1.2mm crystal quartz with pigmented seal
- Seamless
- Solvent free
- 1.0-1.6mm basalt with Traffic Grey pigmented seal
- Chemical resistant
- Isocyanate free
- Resistant to Chloride and Carbon Dioxide ingress
- Tailored design options

## System Build Up



S Substrate

1 Triflex Primer

2 Triflex Deck Coating Layer

3 Triflex Finish

## System Details

**Triflex Primer** - Primer for sealing of substrate and to improve adhesion.

**Triflex Deck Coating Layer** - Water resistant, protective coating layer with hard wearing crystal quartz or basalt aggregate.

**Triflex Finish** - Abrasion resistant system seal coat.

## Applications

The system is suitable for the protective coating of smooth concrete internal car park decks. For ground floor decks and high volume decks refer to Triflex DFS.

## Substrate Preparation and Priming

Substrate	Preparation Notes	Priming
		Triflex DCS
Concrete/Screed	1/2	Triflex Cryl Primer 276
Polymer modified concrete repair materials	1/2	Triflex Cryl Primer 276

For other substrates, consult Triflex (UK) Limited for required preparation methods and priming.

**Notes:** 1 = Scarify, grind or lightly bead blast.

2 = The equilibrium moisture content of cementitious substrates must not exceed 6% or 75% RH. Where moisture levels are in excess of 6% equilibrium moisture or 75% RH refer to Triflex Pox R103.

Where there are any doubts as to adhesion, carry out an adhesion test.

# Triflex DCS

# System Data Sheet

Protective, coating system for internal concrete car park decks

## Substrate Assessment

In all cases the condition and stability of the underlying substrate should be assessed prior to the commencement of work. See Substrate Testing section. Concrete structures should be designed in accordance with BS8110/CP110.

## Substrate Preparation

Refer to substrate preparation and priming schedule.

Generally:

Remove existing paint and finishes etc. by grinding.

Ensure that the prepared surface is clean, dry and free from dust, laitance, grease, oil and any other contaminants.

## Priming

Refer to substrate preparation and priming schedule.

### Triflex Cryl Primer 276:

Apply with a lambswool roller (0.4kg/m<sup>2</sup> min.)

Rainproof after approx. 30 minutes.

Can be walked upon/next coat applied after approx. 45 minutes.

**Note:** For new cementitious materials where it is not practical to allow the substrate to hydrate to below 6% equilibrium moisture content and 75% RH, or for existing cementitious substrates with higher levels of moisture, Triflex Pox R103 can be used where the equilibrium moisture content is less than 10%.

### Triflex Pox R103:

Apply with a lambswool roller (0.5kg/m<sup>2</sup> min.)

Can be walked on after approx. 8 hours.

Next coat applied after approx. 18 hours.

Able to withstand stress after approx. 24 hours.

## Surface Repairs and Filling

Repair all minor indentations with scratch coat of Triflex Cryl RS 233. Allow to dry for a minimum of 1 hour.

Larger indentations can be filled with Triflex Cryl RS 240.

## Dynamic Cracks and Dayjoints

Remove any existing filler material and fill with Triflex Cryl RS 233.

Apply Triflex Cryl R 210 (1.5kg/m<sup>2</sup> min.) with a lambswool roller.

Roll a strip of Triflex 110g Reinforcement into the wet resin, pressing trapped air free using the lambswool roller, ensuring a minimum 50mm overlap between the reinforcement sheets.

Apply Triflex Cryl R 210 (1.0kg/m<sup>2</sup> min.) wet on wet to ensure full saturation of the fleece. Allow to dry for a minimum of 1 hour.

Minimum fleece overlap either side of dynamic crack/dayjoint - 75mm.

**Note:** Identification of Dynamic Cracks should include a survey of the soffit (where visible).

## Main Deck - Deck Coating Layer

Apply Triflex Cryl R 210 (0.8kg/m<sup>2</sup> min.) with a lambswool roller.

Embed into the wet Triflex Cryl R 210 a full cover of crystal quartz (0.7-1.2mm) or, basalt (1.0-1.6mm), (5.0kg/m<sup>2</sup>) approx. Allow to dry for a minimum of 2 hours, sweep away excess aggregate and vacuum clean.

Rainproof after approx. 30 minutes.

Can be walked upon after approx. 1 hour.

Next coat applied after approx. 2 hours.

## Finish

### Main Deck

Apply Triflex Cryl Finish 205 (0.65kg/m<sup>2</sup> min.), (0.80kg/m<sup>2</sup> min. if over basalt) using a hard squeegee and a dry lambswool roller.

Rainproof after approx. 30 minutes.

Can be walked upon after approx. 1 hour.

Can be driven upon after approx. 3 hours.

# Triflex DCS

# System Data Sheet

Protective, coating system for internal concrete car park decks

## Expansion Joints

Consult Triflex (UK) Limited for confirmation of design details required.

## Interruptions During Works

If work is interrupted for more than 12 hours, use Triflex Cleaner to clean and reactivate the transition area.

Evaporation time: at least 20 minutes - overlay within 60 minutes.

For reinforced details, the subsequent waterproofing layers must overlap by at least 100 mm, including the Reinforcement.

## System Components

Please refer to the appropriate Product Data Sheet for details about areas of application/application conditions/mixing instructions (available on request):

**Triflex Cryl Primer 276**

**Triflex Pox R103**

**Triflex Cryl RS 233**

**Triflex Cryl RS 240**

**Triflex 110g Reinforcement**

**Triflex Cryl R 210**

**Triflex Cryl Finish 205**

## Quality Standard

All products are manufactured to ISO 9001.

## Substrate Testing

Prior to the commencement of work the Contractor must check and only proceed if he has satisfied the following requirements.

**Hardness:** All concrete substrates, concrete repair materials, screeds and mortars shall be cured and allowed to achieve a minimum hardness of 25N/mm<sup>2</sup>.

**Moisture:** Prior to overlay with Triflex systems, the equilibrium moisture content of the substrate must not exceed 6% and 75% RH. For cementitious substrates with higher levels of moisture (less than 10% equilibrium) refer to Triflex Pox R103.

**Adhesion:** Trial areas to be prepared to ensure that the System achieves a minimum bond to the substrate of:

Concrete, concrete repair materials, screeds and mortars: 1.5N/mm<sup>2</sup>

## Health and Safety

Refer to product Health and Safety data prior to using the materials.

## Coverage Rates

The coverage rates given are guidelines based on smooth, level substrates. Allowances must be made if the substrate is uneven, rough or porous.

## Drying Times

The drying times stated are at +20°C and are dependent upon weather conditions.

## Important Notes

It is the Contractors' responsibility to ensure that the substrate is suitable and that the system is applied in all areas in accordance with Technical Data Sheets and Application Guidelines in force at the time.

The advice we can provide on the application of our products is based on extensive development work as well as many years of experience and is given to the best of our knowledge. However, the wide variety of requirements for a building under the most diverse conditions mean that it is necessary for the Contractor to test the product for suitability in any given case. We reserve the right to make alterations in keeping with technical developments or improvements.

# Triflex DCS

# Model specification

Protective, coating system for internal concrete car park decks

## M12 Surface Finishes

To be read with Preliminaries / General Conditions.

## Surface Finishes reference

### Triflex DCS

Manufacturer:  
Triflex (UK) Limited  
Whitebridge Way  
Stone  
Staffordshire  
ST15 8GH  
Tel: +44 (0) 1785 819119  
Fax: +44 (0) 1785 819960  
E-mail: info@triflex.co.uk  
Web: www.triflex.co.uk

## Generally

Apply Triflex DCS system fully in accordance with Manufacturer's System Data Sheet.

## Substrate Assessment

Assess substrate in accordance with Triflex DCS System Data Sheet.

## Substrate Preparation

Prepare substrate in accordance with Triflex DCS System Data Sheet.

## Priming

Apply Triflex primer in accordance with Triflex DCS System Data Sheet.

**Primer reference:** Triflex Cryl Primer 276 / Triflex Pox R103.

## Surface Repairs and Filling

Repair and fill surface in accordance with Triflex DCS System Data Sheet.

**Filling reference:** Triflex Cryl RS233 / Triflex Cryl RS240.

## Dynamic Cracks and Dayjoints

Treat dynamic cracks and dayjoints in accordance with Triflex DCS System Data Sheet.

**Filling reference:** Triflex Cryl RS233.

**Overbanding reference:** Triflex Cryl R210 with 110g Reinforcement.

## Main Deck

Apply coating to main deck area in accordance with Triflex DCS System Data Sheet.

**Coating reference:** Triflex Cryl R 210.

**Aggregate reference:** crystal quartz / basalt.

## Finish

Apply finish in accordance with Triflex DCS System Data Sheet.

**Finish reference:** Triflex Cryl Finish 205.

**Finish colour references:** (INSERT).

## Installation

The works shall be executed by a Triflex Approved Contracting Partner licensed to install Triflex car park waterproofing, surfacing and protection systems.

## Required system properties

- Water resistant
- Dry film thickness > 1.5mm
- Anti-skid – SRT 70-81
- Available in a wide range of colours and textures
- Fast curing (maximum 3 hours before trafficking)
- Totally cold applied
- Compatible with a wide range of substrates
- Seamless
- Chemical resistant
- Resistant to Chloride and Carbon Dioxide ingress
- Vapour permeable
- Suitable for application at temperatures as low as 0°c
- UV resistant
- Solvent free
- Isocyanate free
- Standard 10 year materials warranty

## General notes

The Triflex DCS System Data Sheet, is to be read as an integral part of this specification.

It is the Contractor's responsibility to ensure that the substrate is suitable and that the system is applied in all areas in accordance with System Data Sheets and Application Guidelines in force at the time.

## Notes to specifiers

We recommend that for all car park projects, the actual specification clauses for the Triflex waterproofing, surfacing and protection systems are prepared by the Triflex Technical Team.

This information can then be provided in a text format for insertion into Word and other documents.