

Triflex Line Cold Plastic (Kaltplastik)



Use

Heavy duty, thick layer marking system.

Properties

- Tough and durable
- Highly tested and proven in use
- Withstands high mechanical loads
- Suitable for car and HGV traffic
- Compatible with a wide range of substrates
- Excellent adhesion to substrate
- Totally cold liquid applied - no hot works
- Exceptionally fast curing even at low temperatures
- Rapid single process application
- Anti-skid
- Flexible
- Available in a wide range of colours
- Resistant to de-icing salts, petrol, engine oil, battery acid and brake fluid
- Weather resistant (UV, IR etc.)
- Solvent and isocyanate free
- BASt approved
- BSI Road Trial Certified BS EN 1436

Components

Component	Product
Resin	Triflex Cold Plastic (Triflex Preco Cryl Kaltplastik)
Catalyst	Triflex Catalyst

Packaging

Component	Pack size
Resin	Drum: 18.00Kg
	Bag: 0.10Kg (100g)
Catalyst	Bag: 10.00Kg
	Bag: 25.00Kg

Colour(s)

Refer to the Triflex Cold Plastic Colour card - other colours available.

Application conditions

Condition	Value
Ambient and substrate temperature	0°C to +35°C
Relative atmospheric humidity	Up to 95%
Dew point	3°C above dew point

Substrate assessment / pretreatment / preparation

Remove existing markings, paint, finishes etc. incompatible with overlay by grinding or blasting, and abrade metals to create a key.

Ensure that the substrate is clean, dry and free from dust, laitance, grease, oil and any other contaminants and assess / pre-treat / prepare substrate in accordance with Triflex Specification.



Compatible substrates / priming

Substrates	Primer required
Asphalt including HRA and SMA	No primer required
Tarmac / Tarmacadam / Macadam	No primer required
Fresh asphalt including HRA and SMA	Triflex Cryl Primer 222
Fresh Tarmac / Tarmacadam / Macadam	Triflex Cryl Primer 222
Concrete / pavers / brick paviours	Triflex Cryl Primer 287 / Triflex Than Primer L 1K
Existing markings	No primer required (subject to testing)
Granite	Triflex Cryl Primer 287 / Triflex Than Primer L 1K
Coatings (e.g. polyurethane, polyurea, polymethyl methacrylate, epoxy)	Subject to testing
Metals	Triflex Metal Primer

Initial resin mixing / decanting

Drums:

1. Thoroughly mix the resin in the drum with a slow speed mixer until the resin achieves a uniform consistency;
2. If required, decant a measured weight of resin into a suitable container.

Mixing

Temperature	0°C to +15°C	+15°C to +35°C
Catalyst to resin %	2%	1%
Catalyst per 18.00Kg drum of resin	0.40Kg (400g)	0.20Kg (200g)

1. Measure the appropriate weight of catalyst for the weight of resin and the temperature;
2. Add the catalyst to the pre-mixed / decanted resin;
3. Thoroughly mix the resin and catalyst using a slow speed mixer for a minimum 2 minutes until the catalyst has been evenly distributed and leave for a minimum of 1 minute to allow the catalyst to fully dissolve;
4. Re-mix and use the mixed material within the pot life.

Application method

Shoe / draw box / mould / hand guided machine / automated 2K extruder / trowel with masking.

Consumption / density

Consumption: 4.50 Kg/m² min.

Density: approx. 1.9 g/cm³.

Note: Consumption based on smooth, even, non-absorbent substrate.

Pot life (at 20°C)

Approximately 5 - 10 minutes.

Note: Times will be slightly increased at lower temperatures and slightly reduced at higher temperatures.

Curing time (at 20°C)

Approximately 15 - 20 minutes.

Note: Times will be slightly increased at lower temperatures and slightly reduced at higher temperatures.

Interruptions during works

Use Triflex Cleaner to clean and reactivate the transition area. Overlay after Triflex Cleaner has evaporated and a minimum 20 minutes / maximum 60 minutes after application.

Tool cleaning

Clean tools with Triflex Cleaner.

Storage / shelf life

Store unopened in a cool, dry, well ventilated place above freezing, out of direct sunlight and in the original container.

Shelf life if stored correctly: minimum 12 months.

Health and safety

Refer to Safety Data Sheets.

Disposal information

Refer to Safety Data Sheets for recommended EWC waste codes.

Notes

The advice we provide on the application of our products is based on extensive development work and many years of experience, and is given to the best of our knowledge. The wide variety of requirements for a building under the most diverse conditions mean that it is necessary for the contractor to test the product for suitability in each case. Triflex reserve the right to make alterations in keeping with technical developments or improvements.

Non-Triflex products must not be used with Triflex systems.


Only the most recent version of this data sheet is valid.


Colour Card


Triflex Line Cold Plastic


Notes: There may be slight variations in shade between actual colours and those shown below.
RAL colours are approximate.
Special colours can be produced to order.


Colours



1023 Traffic yellow



2009 Traffic orange



3020 Traffic red



3013 Tomato red



5017 Traffic blue



5012 Light blue



5015 Sky blue



6024 Traffic green



6018 Yellow green


7021 Black grey


7030 Stone grey


7043 Traffic grey


9005 Jet black


9010 Pure white

Find out more at triflex.co.uk