




System overview

Triflex SafetyCoat

All roofs require access for inspection, maintenance and repair purposes, and it is essential to put in place measures to help ensure that these activities can be carried out safely. Triflex SafetyCoat is a coloured, anti-skid coating system that provides a simple yet effective solution as either a roof marking / demarcation or to create designated walkways on Triflex and other roofing systems. The fast curing, cold liquid applied system is simple to install, available in a wide range of colours and can be used for signage, walkways and to demarcate dangerous areas such as the roof perimeter or around rooflights. The use of coloured markings to highlight the extent of what may be considered either 'safe zones' or specific 'danger / high risk zones' is used extensively across Europe to act in addition to other safety measures.



System highlights

Maximum safety

Designed to improve roof safety, Triflex SafetyCoat offer a simple, economical yet effective coating solution for signage, walkways, markings.

Anti-skid

With a low slip potential even when wet, Triflex SafetyCoat reduces the risk of slips, trips and falls.

Totally cold applied

There is no risk from hot works during installation as all Triflex materials are applied in a totally cold liquid form, curing to create a tough, durable solution that lasts.

Fast curing with simple installation

Rapid curing and easy to install in a single process by roller, Triflex SafetyCoat is rainproof after only 45 minutes and can be trafficked after 2 hours. Installation can be carried out all year round as the system still cures quickly at temperatures down to 0°C.

Compatibility

Triflex SafetyCoat is compatible with the Triflex ProTect roof waterproofing system and almost all other roof waterproofing systems.

Tough and durable protection

Triflex SafetyCoat is designed to handle high levels of foot traffic. A one-system solution that will last for years to come.

Versatile design

Create a design to meet your safety and aesthetic requirements with a wide range of standard colours - refer to Triflex colour card.

Application areas

- Felt
- Asphalt
- Bitumen
- Single-ply membranes (e.g. PVC, PVC-P, EPDM, EVA, TPO, FPO, TPE, CPE, PIB, VET etc.)
- Cementitious materials (concrete, brickwork, masonry)
- Metals and coated metals
- Plastics
- Coatings (e.g. polyurethane, polyurea, polymethyl methacrylate)
- Glass
- Timber

Compatible substrates

- Felt
- Asphalt
- Bitumen
- Single-ply membranes
- Cementitious materials (concrete, brickwork, masonry)
- Metals and coated metals
- Plastics
- Coatings (e.g. polyurethane, polyurea, polymethyl methacrylate)
- Glass
- Timber

Approvals


Manufacturer certification

- ISO 9001 Quality Management
- ISO 14001 Environmental Management
- ISO 50001 Energy Management

Colours

Available in a wide range of colours - refer to Triflex colour card.

System build-up and consumptions



Layer	Product	Consumption ⁽¹⁾	Aggregate / Broadcast	Overcoat / traffic ⁽²⁾
1 Primers (if required)	Triflex Cryl Primer 222 / 276	0.40Kg/m ²	-	45 minutes
	Triflex Primer 610	0.06L/m ²	-	20 minutes
	Triflex Metal Primer	0.08 - 0.10L/m ²	-	30 minutes (spray) 60 minutes (mohair roller / brush)
	Triflex Glass Primer	0.05L/m ²	-	20 minutes
2 Safety coating	Triflex Cryl SC 237	2.00Kg/m ² min. with short pile roller head 2.50Kg/m ² min. with medium pile roller head	-	45 minutes

⁽¹⁾ Minimum consumption assuming a smooth, even, non-absorbent substrate.

⁽²⁾ The times stated are based on +20°C – the times will not be significantly extended at low temperatures.

Next steps

To ensure a thorough understanding of the construction, the substrate and to determine the most appropriate specification, Triflex carries out free of charge surveys, testing, investigations and analysis prior to preparing a bespoke project specification proposal. To arrange a meeting or site visit please contact Triflex Customer Services.

The advice we provide on the application of our products is based on extensive development work as well as many years of experience and is given to the best of our knowledge. However, the wide variety of requirements for a building under the most diverse conditions means that it is necessary for the Contractor to test the product for suitability in any given case. Triflex reserve the right to make alterations in keeping with technical developments or improvements.











Colour card

Triflex SafetyCoat

Notes: There may be slight variations in shade between actual colours and those shown below.
RAL colours are approximate.

Triflex SafetyCoat resin colours

							
1023 Traffic yellow	3013 Tomato red	5017 Traffic blue	6032 Signal green	7035 Quartz 01 Light grey	7043 Slate 03 Traffic grey 2	9005 Jet black	9010 Pure white Sand 01

Request a sample online at triflex.co.uk/samplerrequest

Find out more at triflex.co.uk